

1 Measurements

FT	IN
A	_____
B	_____
C	_____
D	_____
E	_____
F	_____
G	_____
H	_____
I	_____
J	_____
K	_____
_____	_____
_____	_____

Shallow End Profile (check one)

Track to Floor

90° Angle

Track to Top of Angle

45° Angle

Track to Top of Radius

Radius

2 Liner Mounting (check one)

Beaded

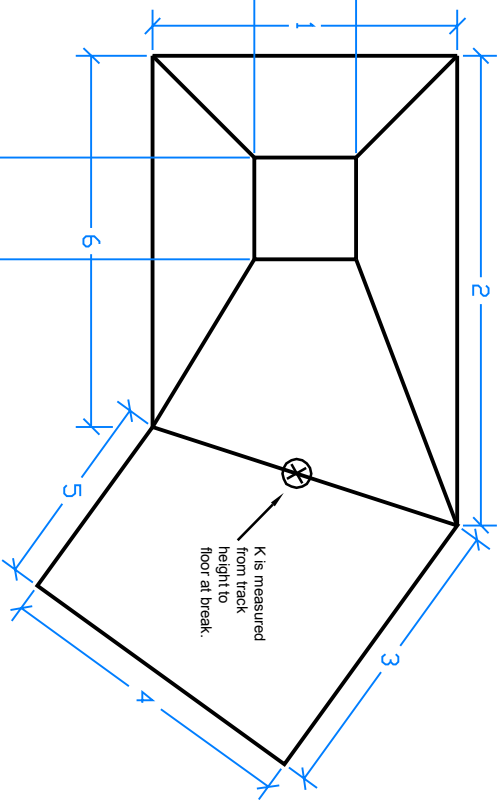
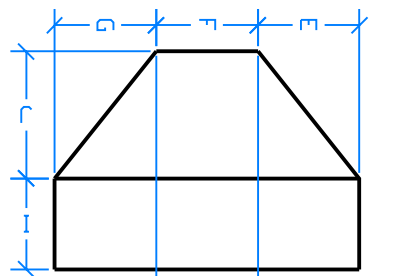
Overlap

3 Top View Corner Detail (Circle One)

90°

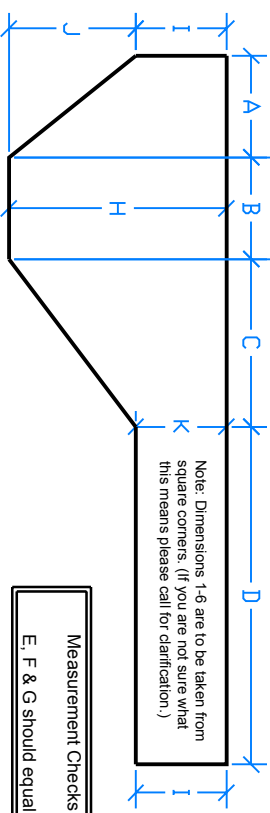
Radius

Diagonal



4 Pool Size

Width _____ X Length _____



Measurement Checks

E, F & G should equal 1

5 Liner Material

Mill _____ Pattern _____

Floor 20 30 _____

Wall 20 30 _____

6 Step Detail (check all that apply)

Liner Covers Steps? Yes No

Fiberglass Steps?

Safety Ledge?

Bench Loveseats

7 Customer

Name _____

Address _____

City _____

State _____ Zip _____

Phone 1 _____

Phone 2 _____

Fax _____

Email _____

Representative _____