

## 1 Measurements

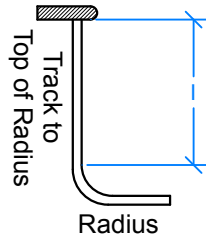
FT	IN
A	_____
B	_____
C	_____
D	_____
E	_____
F1	_____
F2	_____
G	_____
H	_____
I	_____
J	_____
K	_____
L1	_____
L2	_____
O	_____
W1	_____
W2	_____
W3	_____

## 2 (check one) Liner Mounting

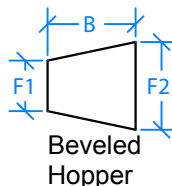
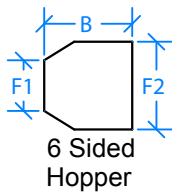
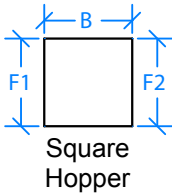
- Beaded  
 Overlap

## (check one) Shallow End Profile

Measuring the wall height on the shallow end wall.



## 3 Hopper Detail



## 4 Pool Size

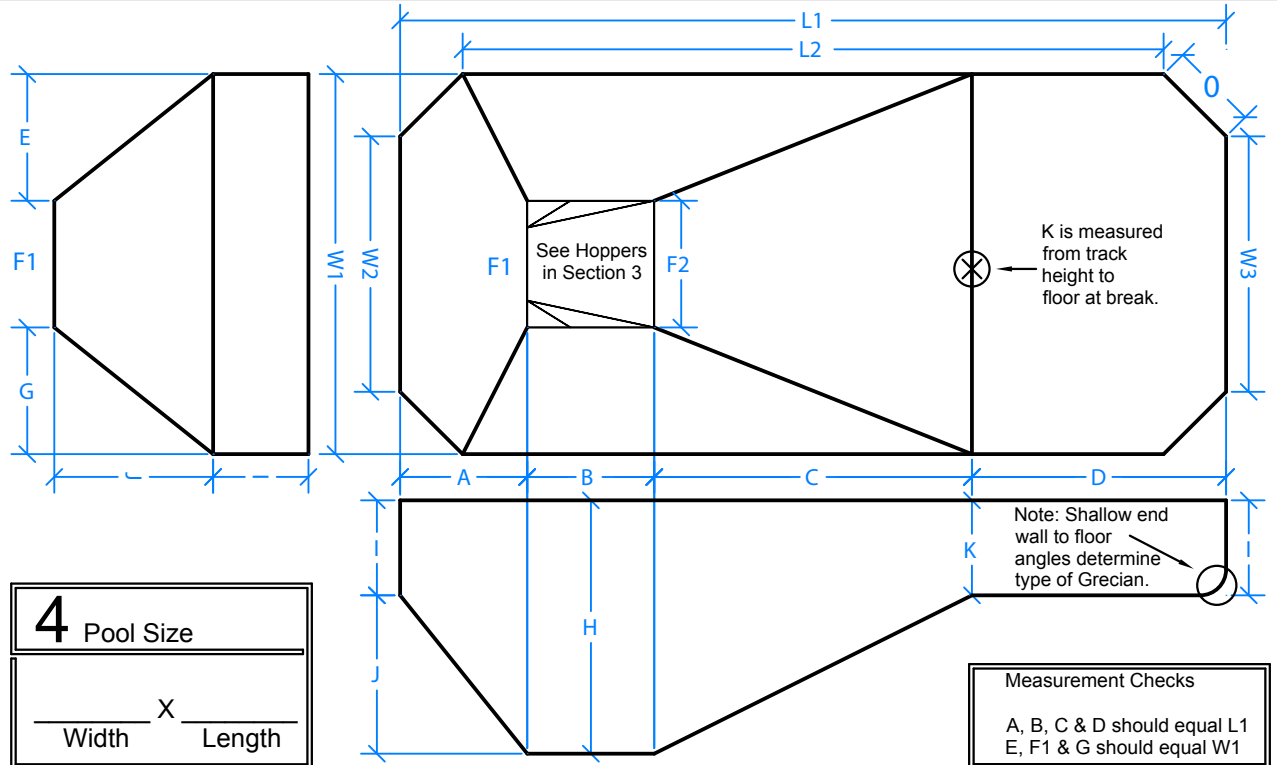
\_\_\_\_\_ X \_\_\_\_\_  
 Width Length

## 5 Liner Material

	Mil	Pattern
Floor	<input type="checkbox"/> 20 <input type="checkbox"/> 30	_____
Wall	<input type="checkbox"/> 20 <input type="checkbox"/> 30	_____

## 6 Step Detail (check all that apply)

	Yes	No
Liner Covers Steps?	<input type="checkbox"/>	<input type="checkbox"/>
Fiberglass Steps?	<input type="checkbox"/>	<input type="checkbox"/>
Safety Ledge?	<input type="checkbox"/>	<input type="checkbox"/>
<input type="checkbox"/> Bench	<input type="checkbox"/> Loveseats	



Measurement Checks  
 A, B, C & D should equal L1  
 E, F1 & G should equal W1

## 7 Customer

Name \_\_\_\_\_  
 Address \_\_\_\_\_  
 City \_\_\_\_\_  
 State \_\_\_\_\_ Zip \_\_\_\_\_  
 Phone 1 \_\_\_\_\_  
 Phone 2 \_\_\_\_\_  
 Fax \_\_\_\_\_  
 Email \_\_\_\_\_  
 Representative \_\_\_\_\_