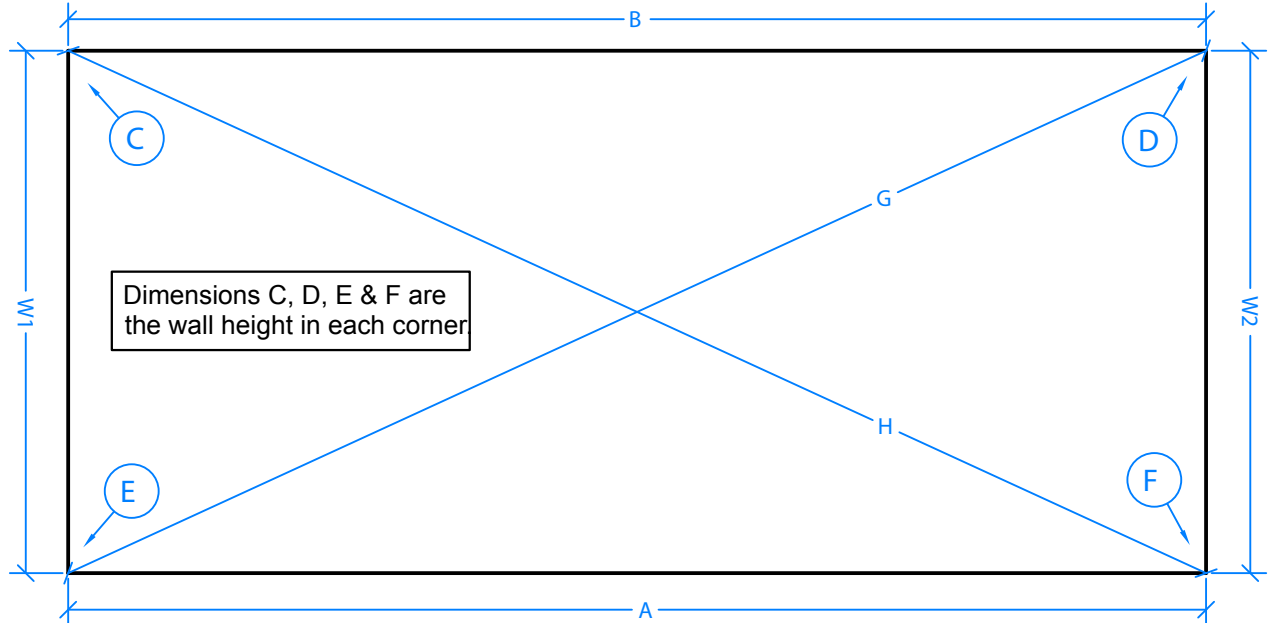
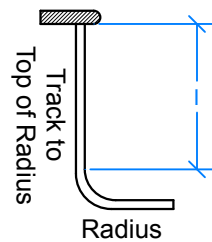
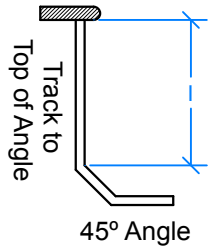
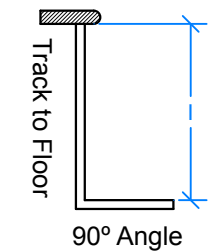


1 Measurements

	FT	IN
A	_____	_____
B	_____	_____
C	_____	_____
D	_____	_____
E	_____	_____
F	_____	_____
W1	_____	_____
W2	_____	_____

Shallow End Profile



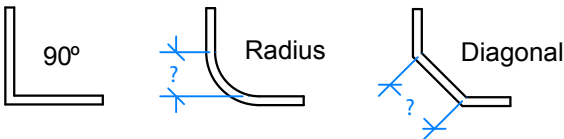
2 Pool Size

_____ X _____
Width Length

3 Liner Mounting

Beaded Overlap

4 Top View Corner Detail (Circle One)



5 Liner Material

	Mil	Pattern
Floor	<input type="checkbox"/> 20 <input type="checkbox"/> 30 _____	
Wall	<input type="checkbox"/> 20 <input type="checkbox"/> 30 _____	

6 Step Detail

	Yes	No
Liner Covers Steps?	<input type="checkbox"/>	<input type="checkbox"/>
Fiberglass Steps?	<input type="checkbox"/>	<input type="checkbox"/>
Safety Ledge?	<input type="checkbox"/>	<input type="checkbox"/>
<input type="checkbox"/> Bench	<input type="checkbox"/> Loveseats	

7 Customer

Name _____
 Address _____
 City _____
 State _____ Zip _____
 Phone 1 _____
 Phone 2 _____
 Fax _____
 Email _____
 Representative _____