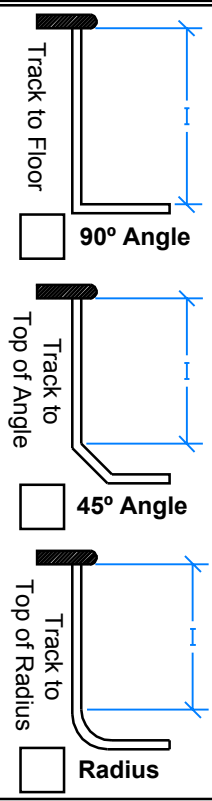


1 Measurements

	FT	IN
A	_____	_____
B	_____	_____
C	_____	_____
D	_____	_____
E	_____	_____
F	_____	_____
G	_____	_____
H	_____	_____
I	_____	_____
J	_____	_____
K	_____	_____
1	_____	_____
2	_____	_____
3	_____	_____
4	_____	_____
5	_____	_____
6	_____	_____

(check one) Shallow End Profile

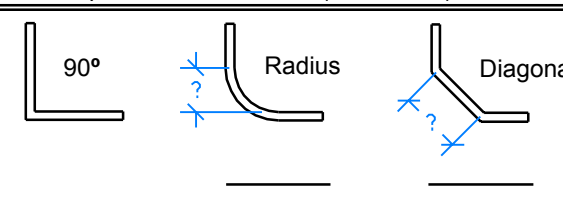


(check one) Liner Mounting

Beaded

Overlap

3 Top View Corner Detail (Circle One)



4 Pool Size

_____ X _____

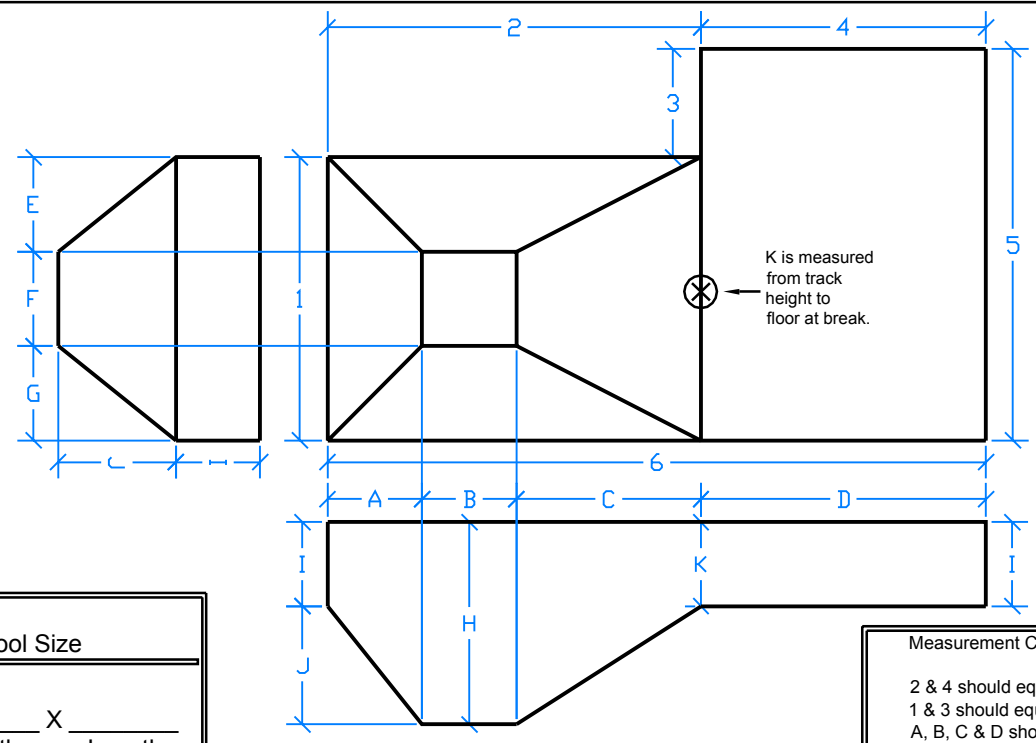
Width Length

5 Liner Material

	Mil	Pattern
Floor	<input type="checkbox"/> 20 <input type="checkbox"/> 30	_____
Wall	<input type="checkbox"/> 20 <input type="checkbox"/> 30	_____

6 Step Detail (check all that apply)

	Yes	No
Liner Covers Steps?	<input type="checkbox"/>	<input type="checkbox"/>
Fiberglass Steps?	<input type="checkbox"/>	<input type="checkbox"/>
Safety Ledge?	<input type="checkbox"/>	<input type="checkbox"/>
<input type="checkbox"/> Bench	<input type="checkbox"/> Loveseats	



Measurement Checks

2 & 4 should equal 6

1 & 3 should equal 5

A, B, C & D should equal 5

E, F & G should equal 1

7 Customer

Name _____

Address _____

City _____

State _____ Zip _____

Phone 1 _____

Phone 2 _____

Fax _____

Email _____

Representative _____